

Custom Build Sheet

Company _____ P.O. No. _____

Model No. _____ Price \$ _____

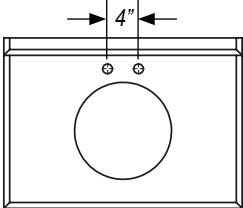
Vanity Top Length _____ } *All vanity tops are 22" deep & 1 1/2" thick
Measurements must be between 24" - 72", in 1/4" increments
61" and greater vanity tops are only available with no bowl holes or 2 bowl holes
Tolerance on custom made vanity tops is ± 1/4"*

Collection Le Chateau Victorian Manor House Viejo Mission Nuevo Mission
(Collection determines edge style, color, and bowl style)

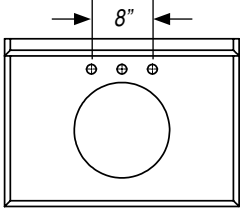
Bowl Selection Under-mount Bowl Drop-in Bowl Raised Bowl No Bowl

Bowl Material Art Cast Metal Sistine Stone

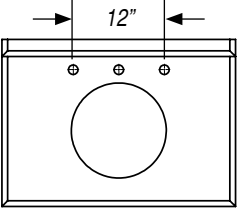
Vanity Top Faucet Hole Spread



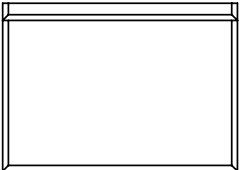
4"



8"




12"

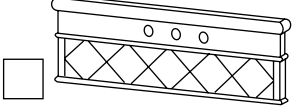


No Holes

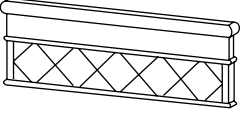
Backsplash



4" Backsplash
(no holes)

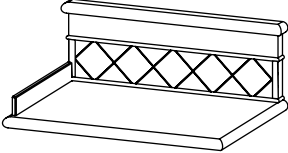


10.5" Integrated Backsplash (4 pc.)
(available with Ahqua Integrated F170 Faucet, see page 94 or 184 for details)

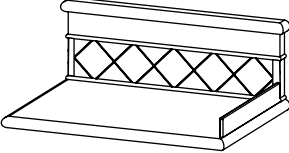


10.5" Backsplash
(with no holes)

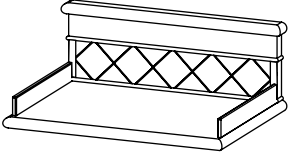
Sidesplash



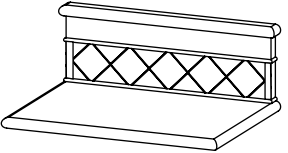
Left Side Splash



Right Side Splash



Double Side Splash



No Side Splashes

*All customer specific special order items are non-returnable once received unless determined defective by AHQUA.
Purchase orders for these items cannot be cancelled once production has begun*

Customer Signature _____ Date _____

FOR OFFICE USE ONLY

S.O.# _____ P.N. _____

